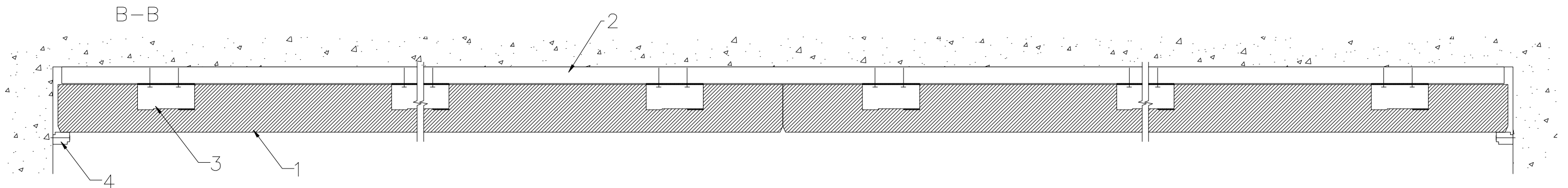
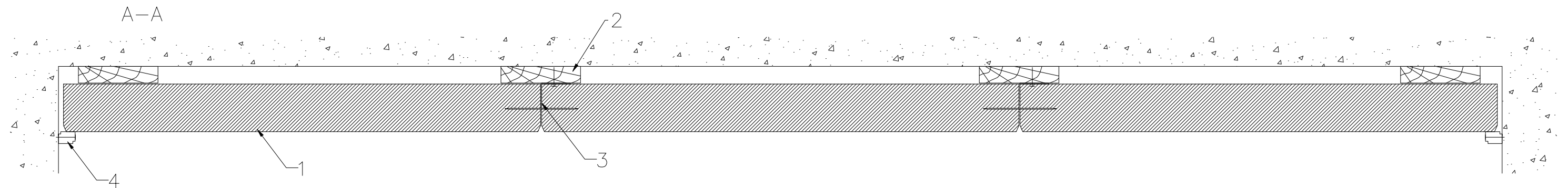
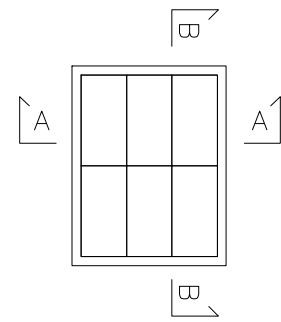


1. Tile ROCKFON COSMOS 1200x600x60mm
2. Wooden lath
3. Cosmos hook / fittings
4. Timber moulding



All screws and other fastenings shown are indicative and illustrative only.
Specific fasteners should be chosen dependent on substrates and materials being used.

Information:
Ceiling height – Cosmos System

Date:

Drawing Type:

Drawing No.:

Drawn by:

Scale:

1:5

Contact Information:

We kindly draw your attention to the fact that the above drawings should be considered as guidelines and therefore are without responsibility on the part of Rockfon.

